



UNOFFICIAL FINAL RESULTS

Primary Election August 25, 2015

NUMBER OF REGISTERED VOTERS:	26,352
NUMBER OF BALLOTS CAST IN THE ELECTION:	15,250
VOTER TURNOUT PERCENTAGE:	57.87%



MAYOR

Number of valid ballots for Mayor:	14,342
Number required to be elected in Primary:	7,172
Fraijo, Dan	7,075
Oberg, Harry	7,267



COUNCIL

Number of valid ballots for Council:	15,232
Number required to be elected in Primary:	7,617
Lamerson, Jim	8,515
Orr, Billie	9,523
Sischka, Steve	10,142

WRITE-IN CANDIDATE

Dubiel, Alan	2,186
--------------	-------



QUESTION 1 – General Plan Ratification

Yes	11,337
No	2,830

QUESTION 2 – Streets Sales Tax

Yes	8,528
No	6,390

QUESTION 3 – Sales Tax for Public Safety Pension Unfunded Obligations

Yes	6,553
No	8,400


QUESTION 4 – Sales Tax for Open Space

Yes	6,339
No	8,637

Elections
Lynn A. Constabile
Elections Director
928 771-3250
928 771-3446 (Fax)

Yavapai County Recorder
Leslie M. Hoffman
County Recorder
1015 Fair Street-Room 228
Prescott, Arizona 86305
928-771-3244
928-771-3258 (Fax)

Voter Registration
Janine Hanna
Registrar of Voters
928-771-3248
928-771-3446 (Fax)



CERTIFICATION OF ELECTION RESULTS

For the


CITY OF PRESCOTT PRIMARY ELECTION


AUGUST 25, 2015

YAVAPAI COUNTY, ARIZONA

We, Leslie M. Hoffman, Yavapai County Recorder, and Lynn A. Constabile, Yavapai County Elections Director, hereby certify that the attached foregoing vote results contains a full, true, and correct copy of the vote tabulations for the August 25, 2015, City of Prescott Primary Election.

Dated this 26th day of August, 2015


Leslie M. Hoffman, County Recorder


Lynn A. Constabile, Elections Director

Registered Voters 26,352 - Total Ballots 15,250

Party Distribution		
Number of Precincts	2	
Precincts Reporting	2	100.00%
Total Ballots	15,250	
NON-PARTISAN	15,250	100.00%

QUESTION 1		
Number of Precincts	2	
Precincts Reporting	2	100.00%
VOTE FOR NOT MORE THAN 1		
Total Votes	14,167	
YES	11,337	80.02%
NO	2,830	19.98%
Undervote	1,074	
Overvote	9	

MAYOR		
Number of Precincts	2	
Precincts Reporting	2	100.00%
VOTE FOR NOT MORE THAN 1		
Total Votes	14,422	
FRAIJO, DAN (NP)	7,075	49.06%
OBERG, HARRY (NP)	7,267	50.39%
Write-In	80	0.55%
Undervote	809	
Overvote	19	

QUESTION 2		
Number of Precincts	2	
Precincts Reporting	2	100.00%
VOTE FOR NOT MORE THAN 1		
Total Votes	14,918	
YES	8,528	57.17%
NO	6,390	42.83%
Undervote	325	
Overvote	7	

COUNCIL		
Number of Precincts	2	
Precincts Reporting	2	100.00%
VOTE FOR NOT MORE THAN 3		
Total Votes	30,537	
LAMERSON, JIM (NP)	8,515	27.88%
ORR, BILLIE (NP)	9,523	31.19%
SISCHKA, STEVE (NP)	10,142	33.21%
Write-In	2,357	7.72%
Undervote	15,195	
Overvote	18	

QUESTION 3		
Number of Precincts	2	
Precincts Reporting	2	100.00%
VOTE FOR NOT MORE THAN 1		
Total Votes	14,953	
YES	6,553	43.82%
NO	8,400	56.18%
Undervote	294	
Overvote	3	

Registered Voters 26,352 - Total Ballots 15,250

QUESTION 4

Number of Precincts	2	
Precincts Reporting	2	100.00%
VOTE FOR NOT MORE THAN 1		
Total Votes	14,976	
YES	6,339	42.33%
NO	8,637	57.67%
Undervote	271	
Overvote	3	

YAVAPAI COUNTY ELECTIONS DEPARTMENT**August 25, 2015****City of Prescott Primary****WRITE-IN CANDIDATES RESULTS**

Precinct Number & Name		Council Member DUBIEL, ALAN
201	Prescott A 201-01, 202-01/05, 242-02	1,087
203	Prescott B 203-02/06, 204-01/05, 234-02, 238-06	1,099
TOTALS		2,186

Statement of Votes Cast
 AUGUST 25, 2015
 COUNTY OF YAVAPAI
 STATE OF ARIZONA
 City Of Prescott Election Results
 UNOFFICIAL FINAL RESULTS

MAYOR

Turnout

	Turnout		MAYOR					
	Reg. Voters	Ballots Cast	% Turnout	Reg. Voters	Total Votes	FRAIJO, DAN (NP)	OBERG, HARRY (NP)	Write-In
Jursidiction Wide								
Prescott A - 201.01, 202.01/05, 242.02	13337	7714	57.84%	13337	7324	3618 49.40%	3674 50.16%	32 0.44%
Early Voting								
Prescott B - 203.02/06, 204.01/05, 234.02, 238.06	13015	7536	57.90%	13015	7098	3457 48.70%	3593 50.62%	48 0.68%
Early Voting								
Total	26352	15250	57.87%	26352	14422	7075 49.06%	7267 50.39%	80 0.55%
Early Voting								
Total	26352	15250	57.87%	26352	14422	7075 49.06%	7267 50.39%	80 0.55%

Statement of Votes Cast
 AUGUST 25, 2015
 COUNTY OF YAVAPAI
 STATE OF ARIZONA
 City Of Prescott Election Results
 UNOFFICIAL FINAL RESULTS

	QUESTION 2		QUESTION 3	
	Reg. Voters	Total Votes YES NO	Reg. Voters	Total Votes YES NO
Jurisdiction Wide				
Prescott A - 201.01, 202.01/05, 242.02 Early Voting	13337	7554 4286 56.74% 3268 43.26%	13337	7573 3320 43.84% 4253 56.16%
Prescott B - 203.02/06, 204.01/05, 234.02, 238.06 Early Voting	13015	7364 4242 57.60% 3122 42.40%	13015	7380 3233 43.81% 4147 56.19%
Total	26352	14918 8528 57.17% 6390 42.83%	26352	14953 6553 43.82% 8400 56.18%
Early Voting	26352	14918 8528 57.17% 6390 42.83%	26352	14953 6553 43.82% 8400 56.18%
Total				

Statement of Votes Cast

AUGUST 25, 2015

COUNTY OF YAVAPAI

STATE OF ARIZONA

City Of Prescott Election Results

UNOFFICIAL FINAL RESULTS

Date: August 26, 2015

Time: 3:13:29 PM

Page 4

QUESTION 4

	Reg. Voters	Total Votes	YES	NO
Jurisdiction Wide				
Prescott A - 201.01, 202.01/05, 242.02	13337	7574	3195 42.18%	4379 57.82%
Early Voting				
Prescott B - 203.02/06, 204.01/05, 234.02, 238.06	13015	7402	3144 42.48%	4258 57.52%
Early Voting				
Total	26352	14976	6339 42.33%	8637 57.67%
Early Voting	26352	14976	6339 42.33%	8637 57.67%
Total				