



FROM THE DESK OF  
**Ryan Greene CBO**

**BY THE NUMBERS MONTHLY RECAP  
SEPT 2023**

Building Permits Issued: 162  
Building Permits Submitted: 164

NEW BUILDINGS ISSUED:

ONE- AND TWO-FAMILY UNITS: \_\_\_\_\_ 9  
TRI-PLEX AND UP UNITS: \_\_\_\_\_ 0  
COMMERCIAL ALL TYPES: \_\_\_\_\_ 0  
TOTAL PERMITS YEAR TO DATE: \_\_\_\_\_ 1,313  
TOTAL ONE- AND TWO-FAMILY UNITS YEAR TO DATE: \_\_\_\_\_ 140

VALUATIONS:

TOTAL PERMITS SEPT 2023: \_\_\_\_\_ \$19,477,641.26  
TOTAL PERMITS YEAR TO DATE: \_\_\_\_\_ \$144,366,237.75  
TOTAL PERMITS YEAR 2022: \_\_\_\_\_ \$195,285,444.44

INSPECTIONS AND REVIEWS:

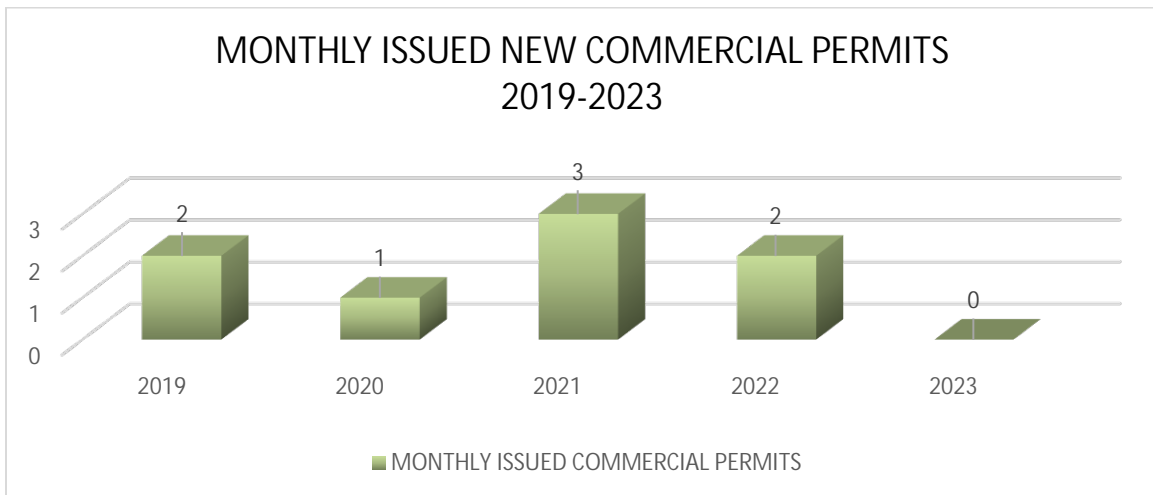
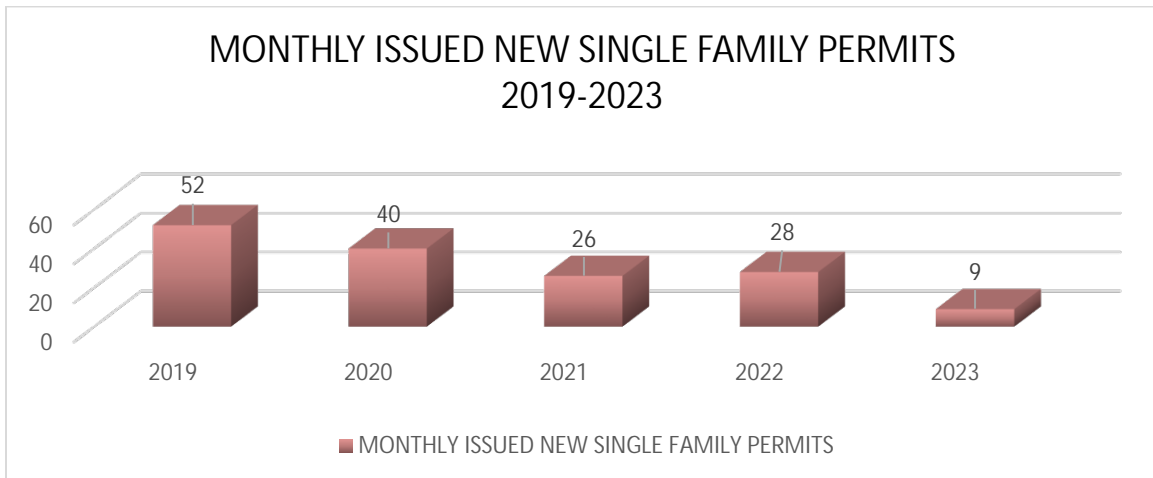
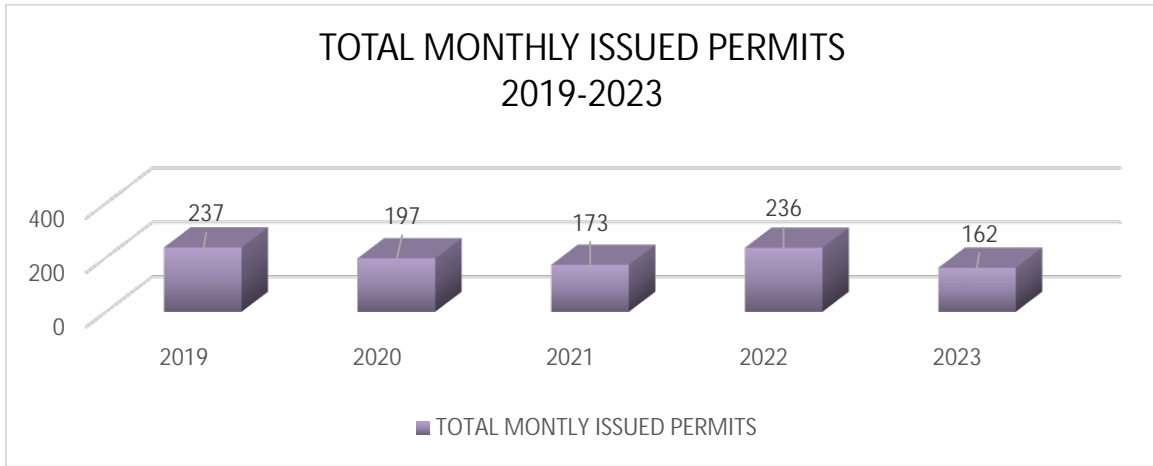
SEPT 2023 PLAN REVIEWS COMPLETED: \_\_\_\_\_ 218  
APPROVED BUILDING REVIEWS: \_\_\_\_\_ 73.3%  
SEPT 2023 INSPECTIONS COMPLETED: \_\_\_\_\_ 723  
APPROVED BUILDING INSPECTIONS: \_\_\_\_\_ 87.5%



## CITY OF PRESCOTT FULL CENSUS NUMBERS SEPT 2023

	SEPT TOTAL	livable units 9/2023	SEPT of 2023 VALUATION
City of Prescott Census Totals			
101- single family detached	9	9	\$4,404,988.00
102- single family attached			
103- two family bldgs.			
104- tri-plex and four plex			
105- five or more buildings			
213- hotel motel			
214- dormitories/ boarding house			
318- amusement, social, recreational			
319- church religious			
320- factory / industrial			
321- parking garage			
322- service station, repair garage			
323- hospital institutional			
324- office, bank, professional			
325- public work, utilities			
326- school, education			
327- stores, customer service			
328- other nonresidential bldgs.	5		\$11,549,785.00
329- structures other than bldgs.	2		\$85,840.00
434- residential addition	42	1	\$1,637,862.93
437- commercial adds, t.i	5		\$501,500.00
438- addition of garage and carports	1		\$42,880.00
645- demo single family	1		\$6,000.00
646- duplex demo			
647- triplex and fourplex demo			
648- multifamily demo			
649- nonresidential demo	2		\$70,000.00
650- demo of mobile			
800-MPE	70		\$1,010,069.99
840- out of scope	5		\$500.00
850- fence/ retaining	5		\$14,600.00
860/106- mobile home repair			
870/107- new mobile	1	1	\$65,125.00
880- signs	12		\$77,490.34
890- site plan only	2		\$11,000.00
<b>totals</b>	<b>162</b>	<b>11</b>	<b>\$19,477,641.26</b>

## 5-Year Permitting Totals, by Type: SEPT 2019 - 2023



## 5-Year Permitting Totals, by Type SEPT 2019 – 2023

