



FROM THE DESK OF
Ryan Greene CBO

**BY THE NUMBERS MONTHLY RECAP
OCT 2023**

Building Permits Issued: 145
Building Permits Submitted: 203

NEW BUILDINGS ISSUED:

ONE- AND TWO-FAMILY UNITS: _____ 37
TRI-PLEX AND UP UNITS: _____ 0
COMMERCIAL ALL TYPES: _____ 2
TOTAL PERMITS YEAR TO DATE: _____ 1,458
TOTAL ONE- AND TWO-FAMILY UNITS YEAR TO DATE: _____ 177

VALUATIONS:

TOTAL PERMITS OCT 2023: _____ \$21,255,732.11
TOTAL PERMITS YEAR TO DATE: _____ \$165,621,969.86
TOTAL PERMITS YEAR 2022: _____ \$195,285,444.44

INSPECTIONS AND REVIEWS:

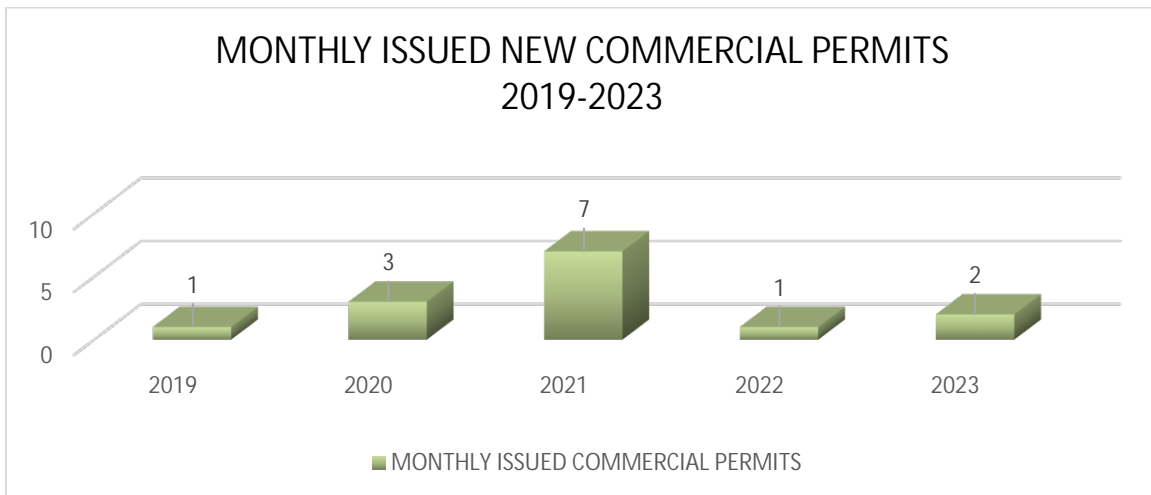
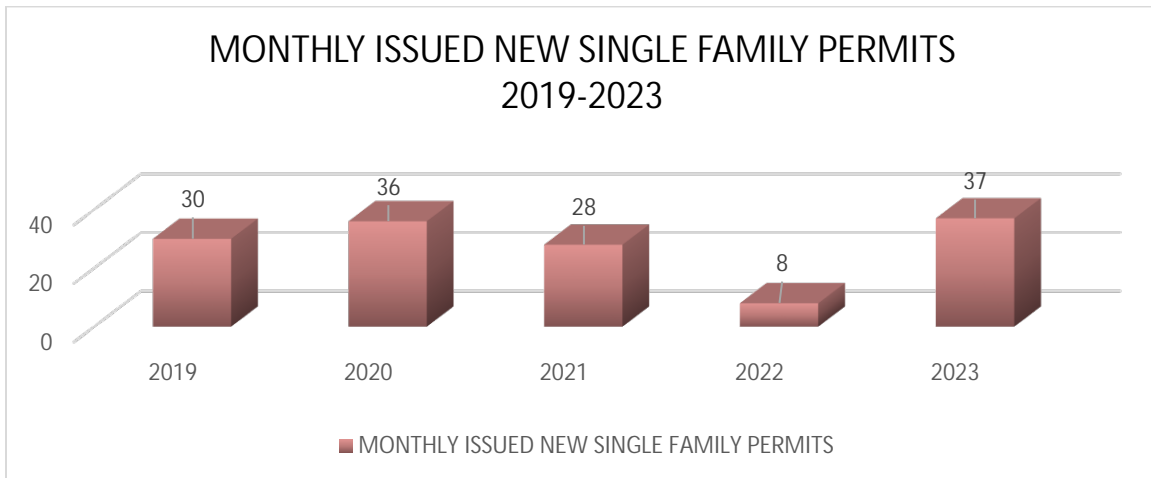
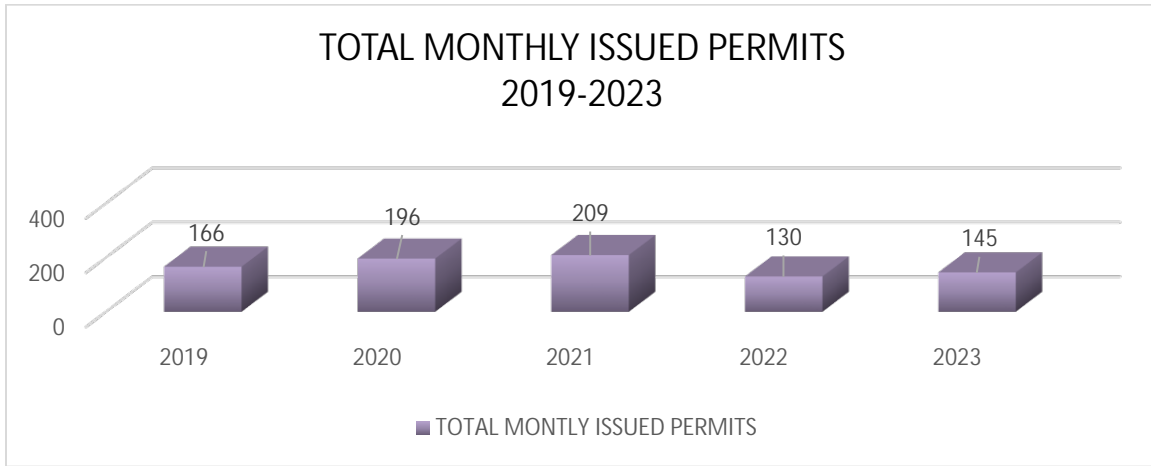
OCT 2023 PLAN REVIEWS COMPLETED: _____ 237
APPROVED BUILDING REVIEWS: _____ 74.6%
OCT 2023 INSPECTIONS COMPLETED: _____ 880
APPROVED BUILDING INSPECTIONS: _____ 81.8%



CITY OF PRESCOTT FULL CENSUS NUMBERS OCT 2023

	OCT TOTAL	livable units 10/2023	OCT of 2023 VALUATION
City of Prescott Census Totals			
101- single family detached	37	37	\$11,222,998.00
102- single family attached			
103- two family bldgs.			
104- tri-plex and four plex			
105- five or more buildings			
213- hotel motel			
214- dormitories/ boarding house			
318- amusement, social, recreational			
319- church religious			
320- factory / industrial			
321- parking garage			
322- service station, repair garage			
323- hospital institutional	1		\$5,805,521.00
324- office, bank, professional			
325- public work, utilities			
326- school, education			
327- stores, customer service			
328- other nonresidential bldgs.	1		\$67,745.00
329- structures other than bldgs.			
434- residential addition	28		\$744,636.67
437- commercial adds, t. i.	6		\$2,114,562.30,
438- addition of garage and carports	3		\$607,837.00
645- demo single family	2		\$20,000.00
646- duplex demo			
647- triplex and fourplex demo			
648- multifamily demo			
649- nonresidential demo	2		\$65,000.00
650- demo of mobile	1		\$1,000.00
800-MPE	46		\$456,024.85
840- out of scope	1		\$1,000.00
850- fence/ retaining	5		\$14,600.00
860/106- mobile home repair			
870/107- new mobile	2	2	\$24,500.00
880- signs	10		\$95,842.29
890- site plan only	1		\$1,500.00
totals	145	39	\$21,255,732.11

5-Year Permitting Totals, by Type: OCT 2019 - 2023



5-Year Permitting Totals, by Type OCT 2019 – 2023

