



FROM THE DESK OF  
**Ryan Greene CBO**

**BY THE NUMBERS MONTHLY RECAP  
NOV 2023**

Building Permits Issued: 179  
Building Permits Submitted: 141

NEW BUILDINGS ISSUED:

ONE- AND TWO-FAMILY UNITS: \_\_\_\_\_ 37  
TRI-PLEX AND UP UNITS: \_\_\_\_\_ 0  
COMMERCIAL ALL TYPES: \_\_\_\_\_ 2  
TOTAL PERMITS YEAR TO DATE: \_\_\_\_\_ 1,637  
TOTAL ONE- AND TWO-FAMILY UNITS YEAR TO DATE: \_\_\_\_\_ 214

VALUATIONS:

TOTAL PERMITS NOV 2023: \_\_\_\_\_ \$17,290,584.46  
TOTAL PERMITS YEAR TO DATE: \_\_\_\_\_ \$189,912,554.32  
TOTAL PERMITS YEAR 2022: \_\_\_\_\_ \$195,285,444.44

INSPECTIONS AND REVIEWS:

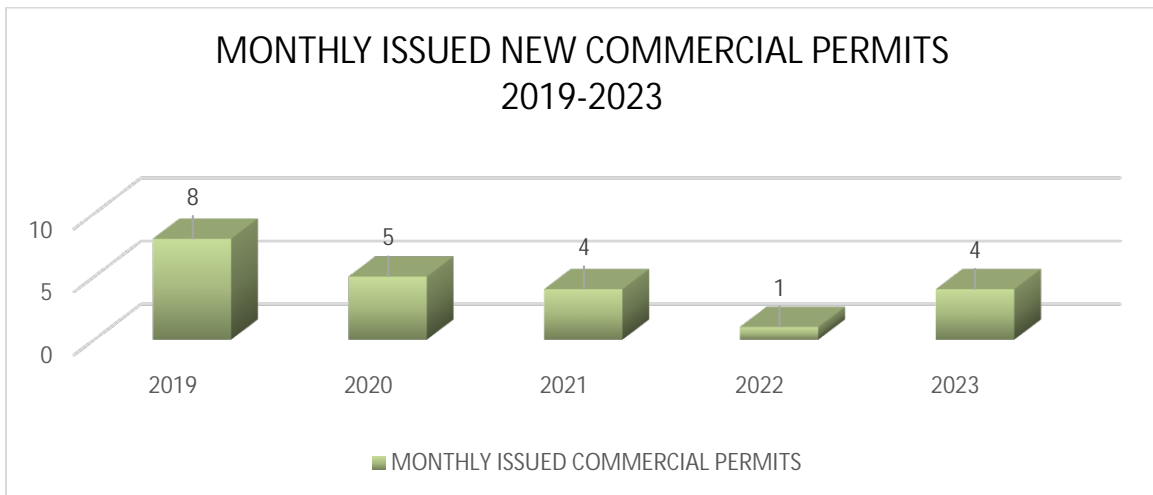
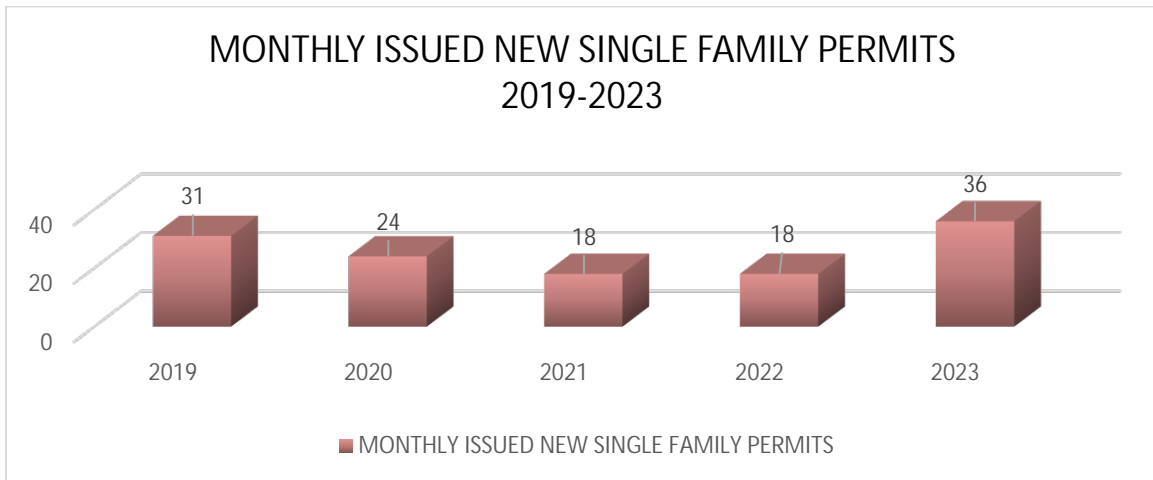
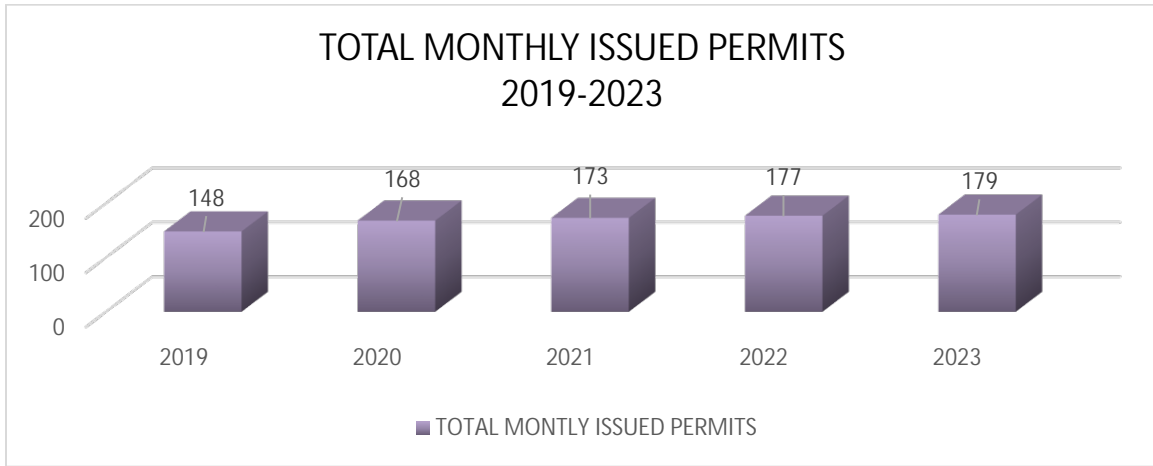
NOV 2023 PLAN REVIEWS COMPLETED: \_\_\_\_\_ 254  
APPROVED BUILDING REVIEWS: \_\_\_\_\_ 98.7%  
NOV 2023 INSPECTIONS COMPLETED: \_\_\_\_\_ 680  
APPROVED BUILDING INSPECTIONS: \_\_\_\_\_ 98.1%



# CITY OF PRESCOTT FULL CENSUS NUMBERS NOV 2023

|                                      | NOV TOTAL  | livable units<br>11/2023 | NOV of 2023<br>VALUATION |
|--------------------------------------|------------|--------------------------|--------------------------|
| City of Prescott Census Totals       |            |                          |                          |
| 101- single family detached          | 36         | 36                       | \$10,972,493.00          |
| 102- single family attached          |            |                          |                          |
| 103- two family bldgs.               | 1          | 2                        | \$233,560.00             |
| 104- tri-plex and four plex          |            |                          |                          |
| 105- five or more buildings          |            |                          |                          |
| 213- hotel motel                     |            |                          |                          |
| 214- dormitories/ boarding house     |            |                          |                          |
| 318- amusement, social, recreational | 1          |                          | \$650,112.00             |
| 319- church religious                |            |                          |                          |
| 320- factory / industrial            |            |                          |                          |
| 321- parking garage                  |            |                          |                          |
| 322- service station, repair garage  |            |                          |                          |
| 323- hospital institutional          |            |                          |                          |
| 324- office, bank, professional      | 1          |                          | \$375,000.00             |
| 325- public work, utilities          |            |                          |                          |
| 326- school, education               |            |                          |                          |
| 327- stores, customer service        |            |                          |                          |
| 328- other nonresidential bldgs.     | 2          |                          | \$1,350,780.00           |
| 329- structures other than bldgs.    |            |                          |                          |
| 434- residential addition            | 30         |                          | \$683,730.96             |
| 437- commercial adds, t. i.          | 10         |                          | \$1,164,758.00           |
| 438- addition of garage and carports | 2          |                          | \$171,520.00             |
| 645- demo single family              | 1          |                          | \$30,000.00              |
| 646- duplex demo                     |            |                          |                          |
| 647- triplex and fourplex demo       |            |                          |                          |
| 648- multifamily demo                |            |                          |                          |
| 649- nonresidential demo             | 4          |                          | \$425,797.00             |
| 650- demo of mobile                  | 1          |                          | \$10,000.00              |
| 800-MPE                              | 71         |                          | \$1,037,299.47           |
| 840- out of scope                    | 1          |                          |                          |
| 850- fence/ retaining                | 54         |                          | \$97,975.00              |
| 860/106- mobile home repair          |            |                          |                          |
| 870/107- new mobile                  |            |                          |                          |
| 880- signs                           | 10         |                          | \$67,215.03              |
| 890- site plan only                  | 4          |                          | \$20,344.00              |
| <b>totals</b>                        | <b>179</b> | <b>38</b>                | <b>\$17,290,584.46</b>   |

## 5-Year Permitting Totals, by Type: NOV 2019 - 2023



## 5-Year Permitting Totals, by Type NOV 2019 – 2023

