



FROM THE DESK OF
Ryan Greene CBO

**BY THE NUMBERS MONTHLY RECAP
JAN 2024**

Building Permits Issued: 120
Building Permits Submitted: 170

NEW BUILDINGS ISSUED:

ONE- AND TWO-FAMILY UNITS: _____ 7
TRI-PLEX AND UP UNITS: _____ 0
COMMERCIAL ALL TYPES: _____ 1
TOTAL PERMITS YEAR TO DATE: _____ 120
TOTAL ONE- AND TWO-FAMILY UNITS YEAR TO DATE: _____ 7

VALUATIONS:

TOTAL PERMITS JAN 2024: _____ \$7,505,629.41
TOTAL PERMITS YEAR TO DATE: _____ \$7,505,629.41
TOTAL PERMITS YEAR 2023: _____ \$191,417,009.74

INSPECTIONS AND REVIEWS:

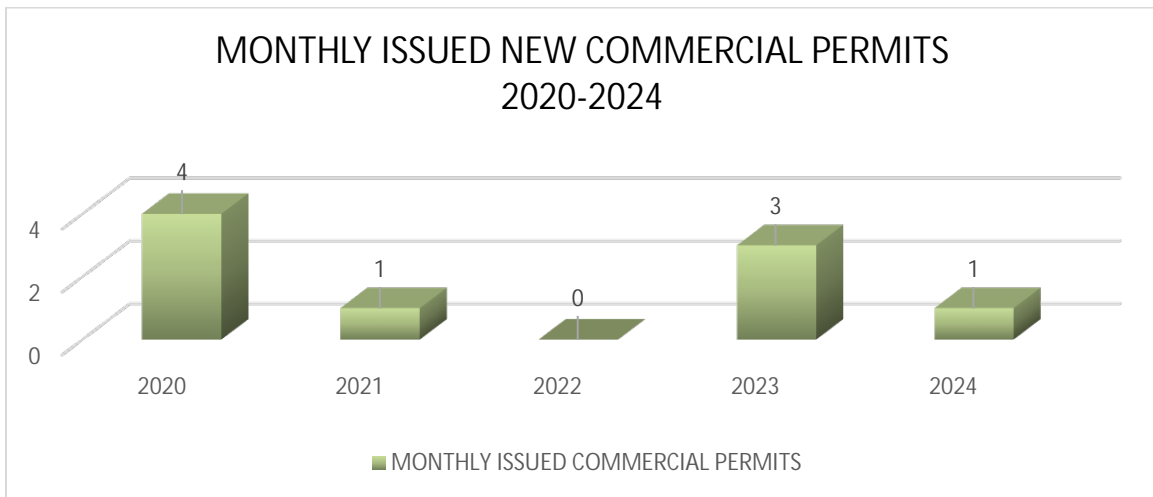
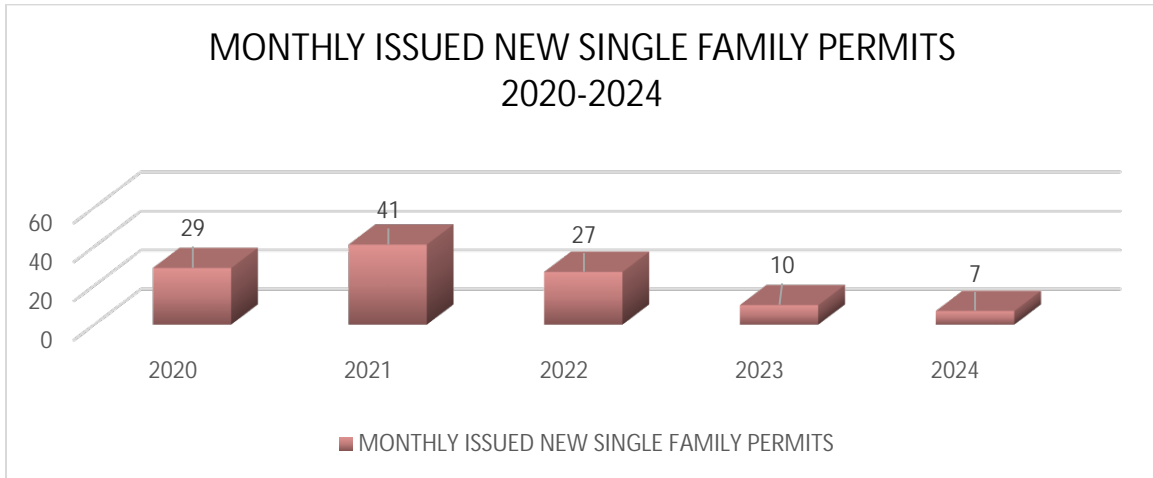
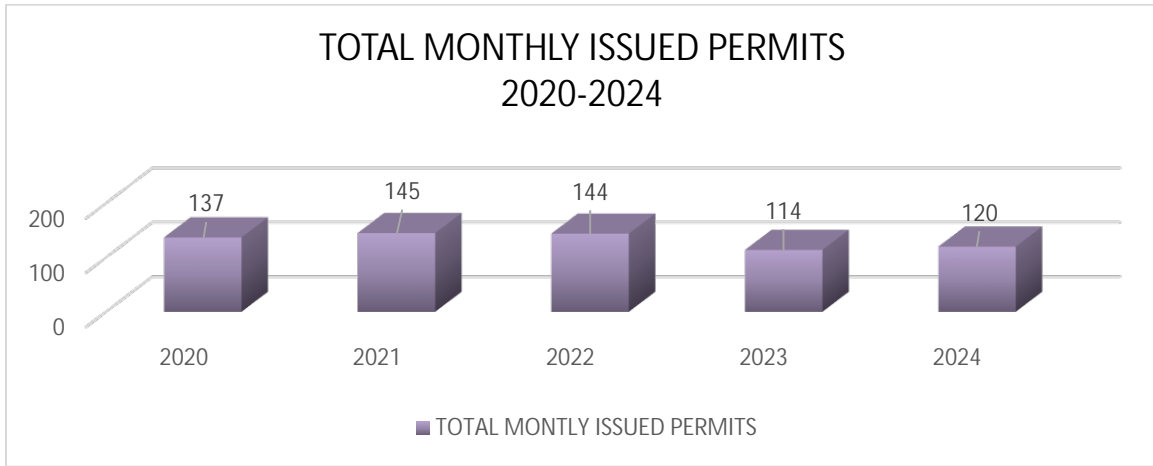
JAN 2024 PLAN REVIEWS COMPLETED: _____ 178
APPROVED BUILDING REVIEWS: _____ 67.47%
JAN 2024 INSPECTIONS COMPLETED: _____ 682
APPROVED BUILDING INSPECTIONS: _____ 84.4%



CITY OF PRESCOTT FULL CENSUS NUMBERS JAN 2024

	JAN TOTAL	livable units 1/2024	JAN of 2024 VALUATION
City of Prescott Census Totals			
101- single family detached	7	7	\$2,771,777.00
102- single family attached			
103- two family bldgs.			
104- tri-plex and four plex			
105- five or more buildings			
213- hotel motel			
214- dormitories/ boarding house			
318- amusement, social, recreational			
319- church religious			
320- factory / industrial			
321- parking garage			
322- service station, repair garage			
323- hospital institutional			
324- office, bank, professional	1		\$174,720.00
325- public work, utilities			
326- school, education			
327- stores, customer service			
328- other nonresidential bldgs.			
329- structures other than bldgs.			
434- residential addition	35		\$1,475,026.00
437- commercial adds, t.i	4		\$2,228,000.00
438- addition of garage and carports	1		\$98,024.00
645- demo single family			
646- duplex demo			
647- triplex and fourplex demo			
648- multifamily demo			
649- nonresidential demo			
650- demo of mobile	1		\$15,000.00
800-MPE	51		\$612,691.95
840- out of scope	1		0.00
850- fence/ retaining	7		\$69,296.29
860/106- mobile home repair			
870/107- new mobile			
880- signs	9		\$51,761.17
890- site plan only	3		\$16,333.00
totals	120	7	\$7,505,629.41

5-Year Permitting Totals, by Type: JAN 2020 - 2024



5-Year Permitting Totals, by Type JAN 2020 – 2024

