



FROM THE DESK OF
Ryan Greene CBO

**BY THE NUMBERS MONTHLY RECAP
MARCH 2024**

Building Permits Issued: 152
Building Permits Submitted: 175

NEW BUILDINGS ISSUED:

ONE- AND TWO-FAMILY UNITS: _____ 44
TRI-PLEX AND UP UNITS: _____ 0
COMMERCIAL ALL TYPES: _____ 5
TOTAL PERMITS YEAR TO DATE: _____ 400
TOTAL ONE- AND TWO-FAMILY UNITS YEAR TO DATE: _____ 83

VALUATIONS:

TOTAL PERMITS MARCH 2024: _____ \$31,343,560.23
TOTAL PERMITS YEAR TO DATE: _____ \$56,808,840.82
TOTAL PERMITS YEAR 2023: _____ \$191,417,009.74

INSPECTIONS AND REVIEWS:

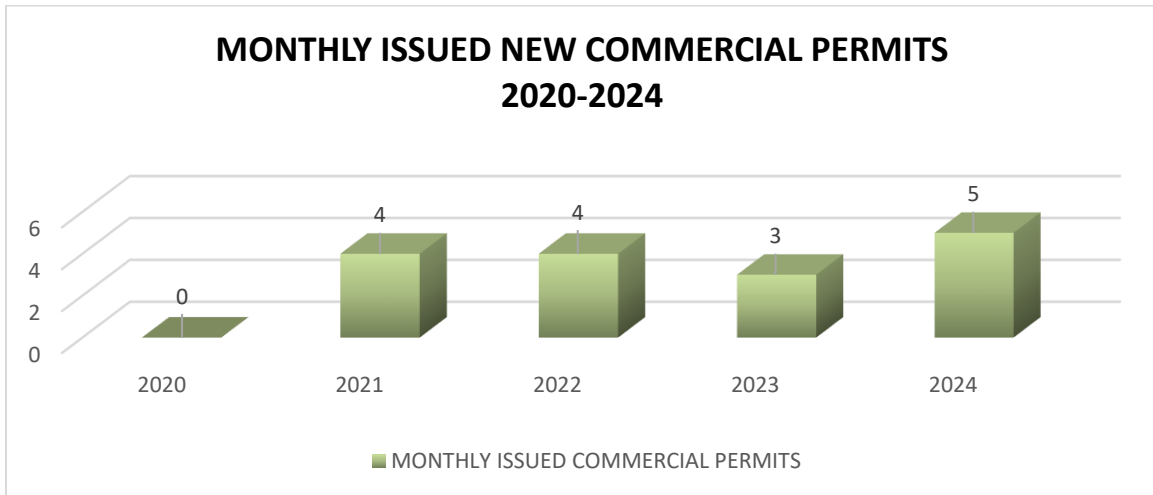
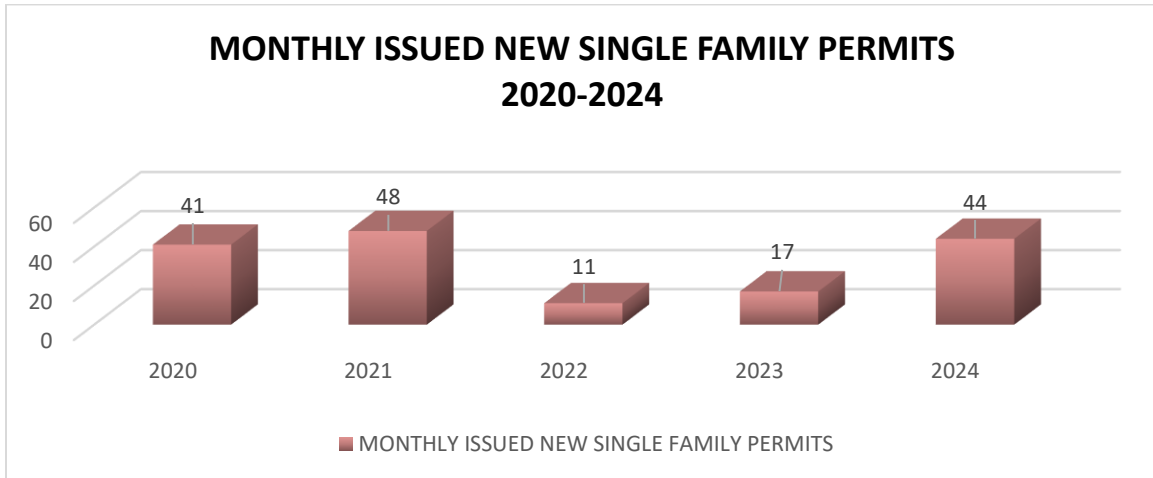
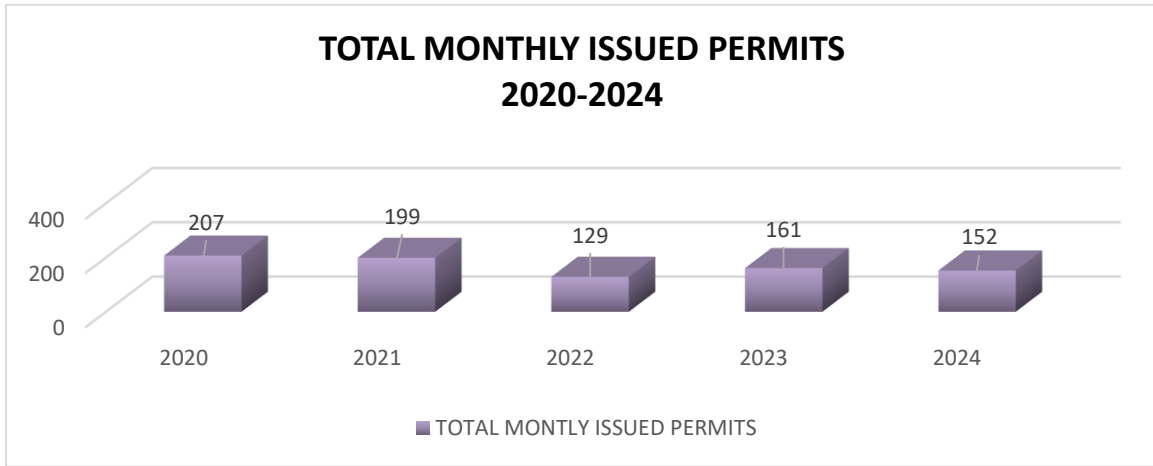
MARCH 2024 PLAN REVIEWS COMPLETED: _____ 216
APPROVED BUILDING REVIEWS: _____ 63.3%
MARCH 2024 INSPECTIONS COMPLETED: _____ 6588
APPROVED BUILDING INSPECTIONS: _____ 86.8%



CITY OF PRESCOTT FULL CENSUS NUMBERS MARCH 2024

	MARCH TOTAL	livable units 3/2024	MARCH of 2024 VALUATION
City of Prescott Census Totals			
101- single family detached	24	24	\$14,015,071.00
102- single family attached	20	20	\$3,759,679.00
103- two family bldgs.			
104- tri-plex and four plex			
105- five or more buildings			
213- hotel motel			
214- dormitories/ boarding house			
318- amusement, social, recreational			
319- church religious	1		\$5,777,226.00
320- factory / industrial			
321- parking garage			
322- service station, repair garage	1		\$5,168,438.00
323- hospital institutional			
324- office, bank, professional	1		\$291,200.00
325- public work, utilities			
326- school, education			
327- stores, customer service			
328- other nonresidential bldgs.	1		\$22,000.00
329- structures other than bldgs.	1		\$24,875.00
434- residential addition	30		\$1,066,735.71
437- commercial adds, t.i	4		\$341,541.71
438- addition of garage and carports	2		\$75,897.00
645- demo single family	1		\$5,000.00
646- duplex demo			
647- triplex and fourplex demo			
648- multifamily demo			
649- nonresidential demo			
650- demo of mobile	1		\$3,000.00
800-MPE	40		\$480,753.05
840- out of scope	2		\$2,500.00
850- fence/ retaining	3		33,900.00
860/106- mobile home repair			
870/107- new mobile	2	2	\$157,303.00
880- signs	17		\$117,940.76
890- site plan only	1		\$500.00
totals	152	46	\$31,343,560.23

5-Year Permitting Totals, by Type: MARCH 2020 - 2024



5-Year Permitting Totals, by Type MARCH 2020 – 2024

