



FROM THE DESK OF
Acting CBO: Chelsea Walton

**BY THE NUMBERS MONTHLY RECAP
OCTOBER 2024**

Building Permits Issued: 174
Building Permits Submitted: 146

NEW BUILDINGS ISSUED:

ONE- AND TWO-FAMILY UNITS: _____ 29
TRI-PLEX AND UP UNITS: _____ 0
COMMERCIAL ALL TYPES: _____ 1
TOTAL PERMITS YEAR TO DATE: _____ 1,565
TOTAL ONE- AND TWO-FAMILY UNITS YEAR TO DATE: _____ 359

VALUATIONS:

TOTAL PERMITS OCTOBER 2024: _____ \$16,280,214.54
TOTAL PERMITS YEAR TO DATE: _____ \$183,245,528.86
TOTAL PERMITS YEAR 2023: _____ \$191,417,009.74

INSPECTIONS AND REVIEWS:

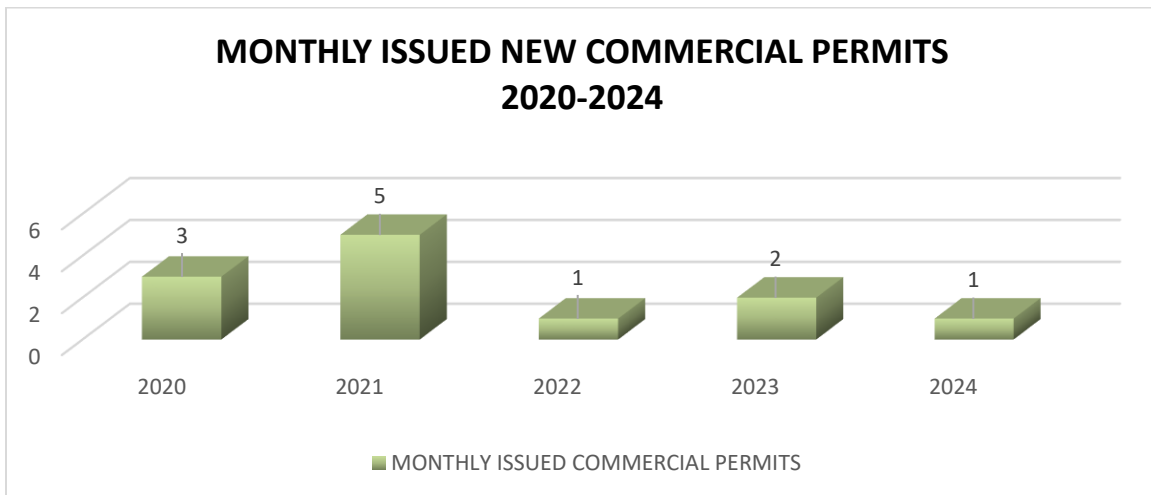
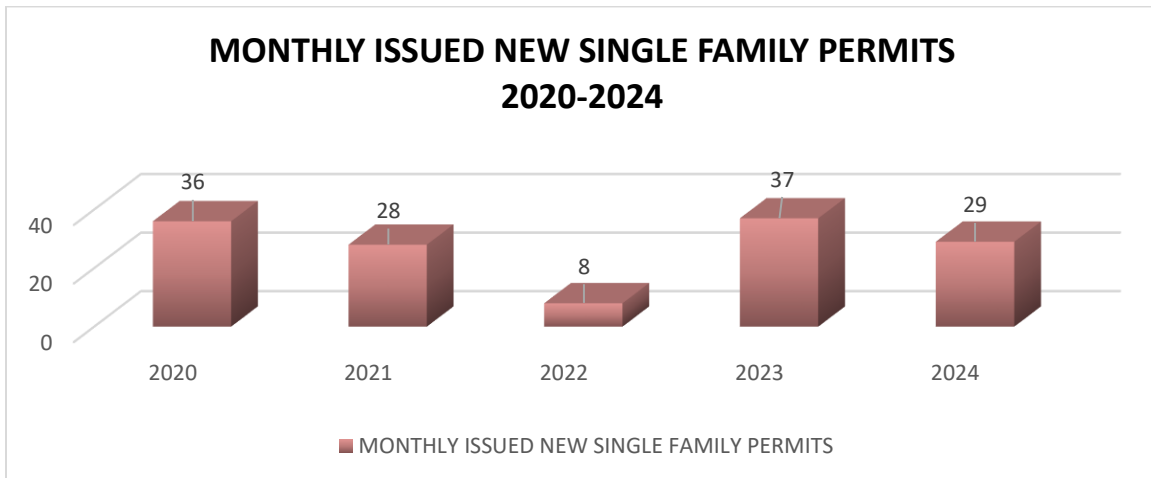
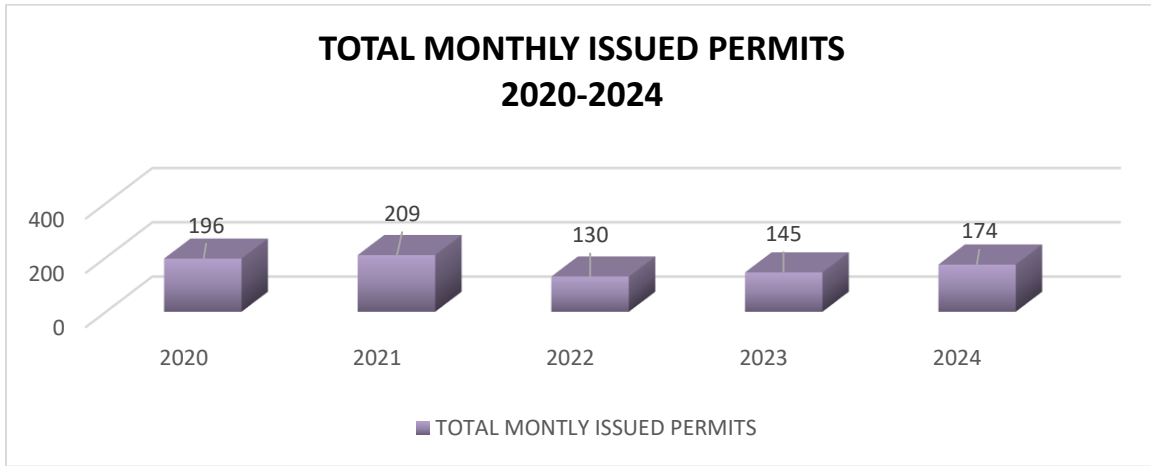
OCTOBER 2024 PLAN REVIEWS COMPLETED: _____ 223
APPROVED BUILDING REVIEWS: _____ 72.19%
OCTOBER 2024 INSPECTIONS COMPLETED: _____ 1293
APPROVED BUILDING INSPECTIONS: _____ 86.87%



CITY OF PRESCOTT FULL CENSUS NUMBERS OCTOBER 2024

	OCT TOTAL	livable units 10/2024	OCTOBER of 2024 VALUATION
City of Prescott Census Totals			
101- single family detached	29	29	\$12,066,742.00
102- single family attached			
103- two family bldgs.			
104- tri-plex and four plex			
105- five or more buildings			
213- hotel motel			
214- dormitories/ boarding house			
318- amusement, social, recreational			
319- church religious			
320- factory / industrial			
321- parking garage			
322- service station, repair garage			
323- hospital institutional			
324- office, bank, professional	1		\$836,600.00
325- public work, utilities			
326- school, education			
327- stores, customer service			
328- other nonresidential bldgs.	1		\$336.00
329- structures other than bldgs.			
434- residential addition	36		\$909,617.10
437- commercial adds, t.i	4		\$1,200,000.00
438- addition of garage and carports	1		\$47,436.00
645- demo single family	2		\$7,800.00
646- duplex demo			
647- triplex and fourplex demo			
648- multifamily demo			
649- nonresidential demo			
650- demo of mobile	6		\$900.00
800-MPE	72		\$963,983.76
840- out of scope	2		\$59,000.00
850- fence/ retaining	6		\$59,513.40
860/106- mobile home repair			
870/107- new mobile	1	1	\$40,000.00
880- signs	9		\$77,986.28
890- site plan only	4		\$10,300.00
totals	174	30	\$16,280,214.54

5-Year Permitting Totals, by Type: OCTOBER 2020 - 2024



5-Year Permitting Totals, by Type OCTOBER 2020 – 2024

