

FROM THE DESK OF  
**Douglas Stawarski CBO**

**BY THE NUMBERS MONTHLY RECAP  
JUN 2025**

**Building Permits Issued: 178**  
**Building Permits Submitted: 162**

**NEW BUILDINGS ISSUED:**

ONE- AND TWO-FAMILY UNITS: \_\_\_\_\_ 35

TRI-PLEX AND UP UNITS: \_\_\_\_\_ 2

COMMERCIAL ALL TYPES: \_\_\_\_\_ 3

TOTAL PERMITS YEAR TO DATE: \_\_\_\_\_ 939

TOTAL ONE- AND TWO-FAMILY UNITS YEAR TO DATE: \_\_\_\_\_ 189

**VALUATIONS:**

TOTAL PERMITS JUN 2025: \_\_\_\_\_ \$51,281,220.31

TOTAL PERMITS YEAR TO DATE: \_\_\_\_\_ \$231,450,632.12

TOTAL PERMITS YEAR 2024: \_\_\_\_\_ \$234,885,745.91

**INSPECTIONS AND REVIEWS:**

JUN 2025 PLAN REVIEWS COMPLETED: \_\_\_\_\_ 184

APPROVED BUILDING REVIEWS: \_\_\_\_\_ 69.02%

JUN 2025 INSPECTIONS COMPLETED: \_\_\_\_\_ 860

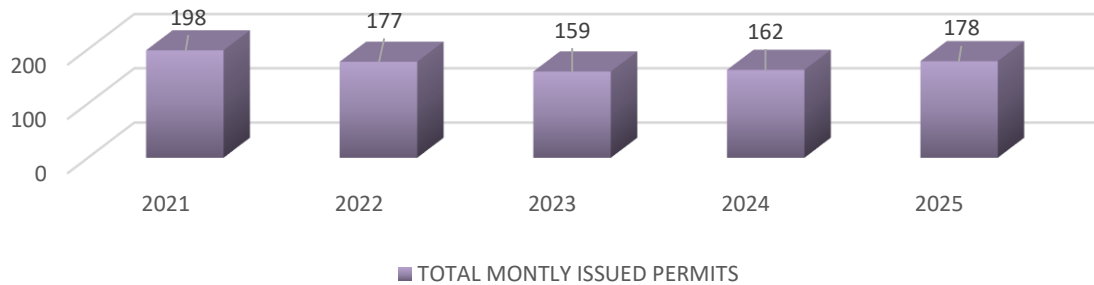
APPROVED BUILDING INSPECTIONS: \_\_\_\_\_ 91.78%

# CITY OF PRESCOTT FULL CENSUS NUMBERS JUN 2025

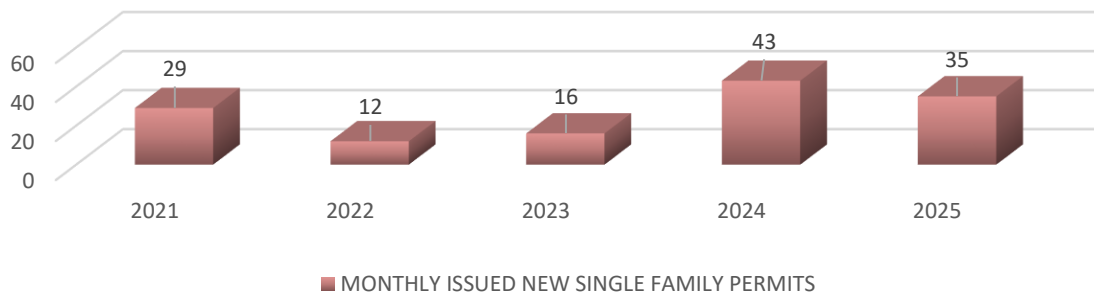
	JUN TOTAL	livable units 6/2025	JUN of 2025 VALUATION
City of Prescott Census Totals			
101- single family detached	35	35	\$18,586,646.00
102- single family attached			\$
103- two family bldgs.			\$
104- tri-plex and four plex			\$
105- five or more buildings	2	144	\$23,957,232.00
213- hotel motel			\$
214- dormitories/ boarding house			\$
318- amusement, social, recreational	1		\$2,000,470.00
319- church religious			\$
320- factory / industrial	1		\$452,770.00
321- parking garage			\$
322- service station, repair garage			\$
323- hospital institutional			\$
324- office, bank, professional	1		\$1,593,753.00
325- public work, utilities			\$
326- school, education			\$
327- stores, customer service			\$
328- other nonresidential bldgs.			\$
329- structures other than bldgs.			\$
434- residential addition	45		\$2,003,156.67
437- commercial adds, T.I.	4	3	\$845,340.00
438- addition of garage and carports	6	1	\$544,718.00
645- demo single family	1	1	\$12,000.00
646- duplex demo			\$
647- triplex and fourplex demo			\$
648- multifamily demo			\$
649- nonresidential demo	3		\$45,000.00
650- demo of mobile			\$
800-MPE	62		\$1,008,736.74
840- out of scope			\$0.00
850- fence/ retaining	9		\$175,175.00
860/106- mobile home repair			\$
870/107- new mobile			\$
880- signs	8		\$56,222.90
890- site plan only			\$
<b>totals</b>	<b>178</b>	<b>184</b>	<b>\$51,281,220.31</b>

## 5-Year Permitting Totals, by Type: JUN 2021 - 2025

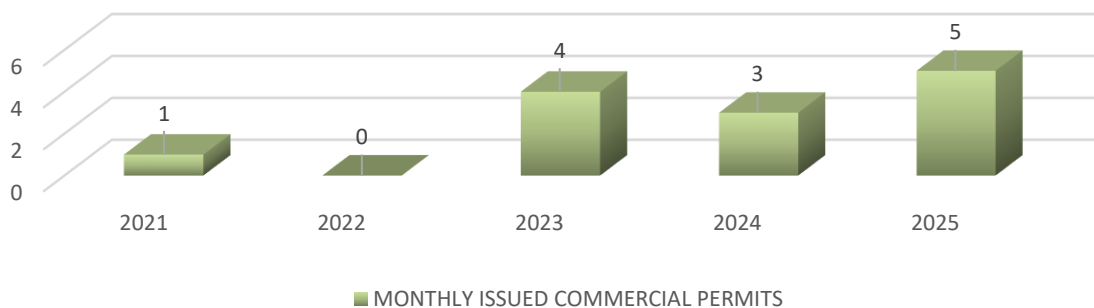
**TOTAL MONTHLY ISSUED PERMITS  
2021-2025**



**MONTHLY ISSUED NEW SINGLE FAMILY PERMITS  
2021-2025**



**MONTHLY ISSUED NEW COMMERCIAL PERMITS  
2021-2025**



## 5-Year Permitting Totals, by Type JUN 2021 – 2025

