

FROM THE DESK OF
Douglas Stawarski CBO

**BY THE NUMBERS MONTHLY RECAP
SEP 2025**

Building Permits Issued: 152
Building Permits Submitted: 184

NEW BUILDINGS ISSUED:

ONE- AND TWO-FAMILY UNITS: _____ 25
TRI-PLEX AND UP UNITS: _____ 0
COMMERCIAL ALL TYPES: _____ 1
TOTAL PERMITS YEAR TO DATE: _____ 1415
TOTAL ONE- AND TWO-FAMILY UNITS YEAR TO DATE: _____ 539

VALUATIONS:

TOTAL PERMITS SEP 2025: _____ \$14,555,732.49
TOTAL PERMITS YEAR TO DATE: _____ \$287,822,958.74
TOTAL PERMITS YEAR 2024: _____ \$234,885,745.91

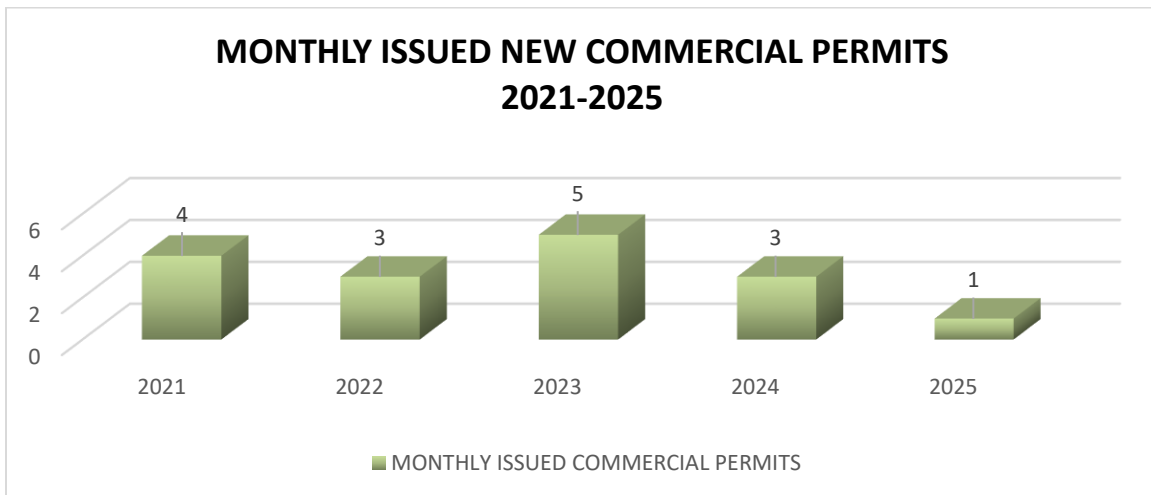
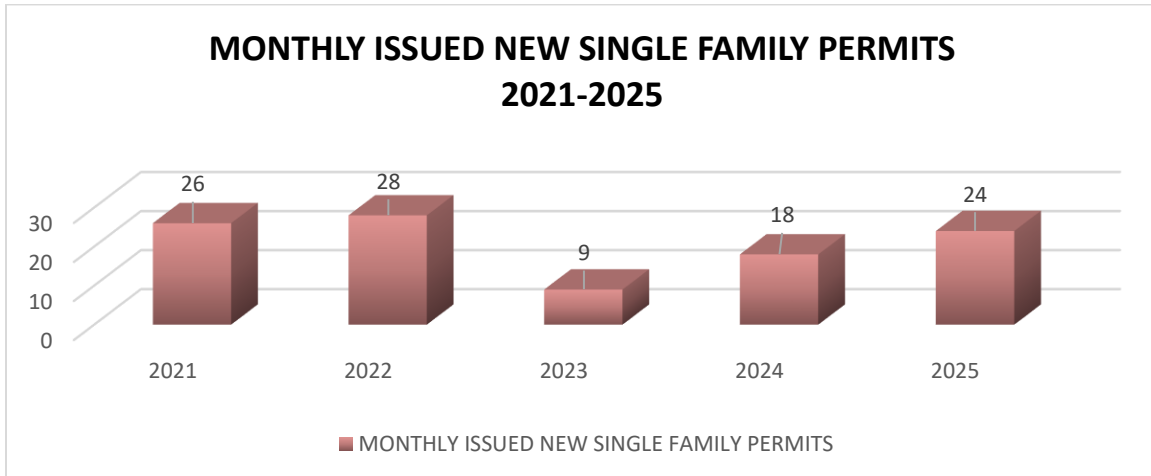
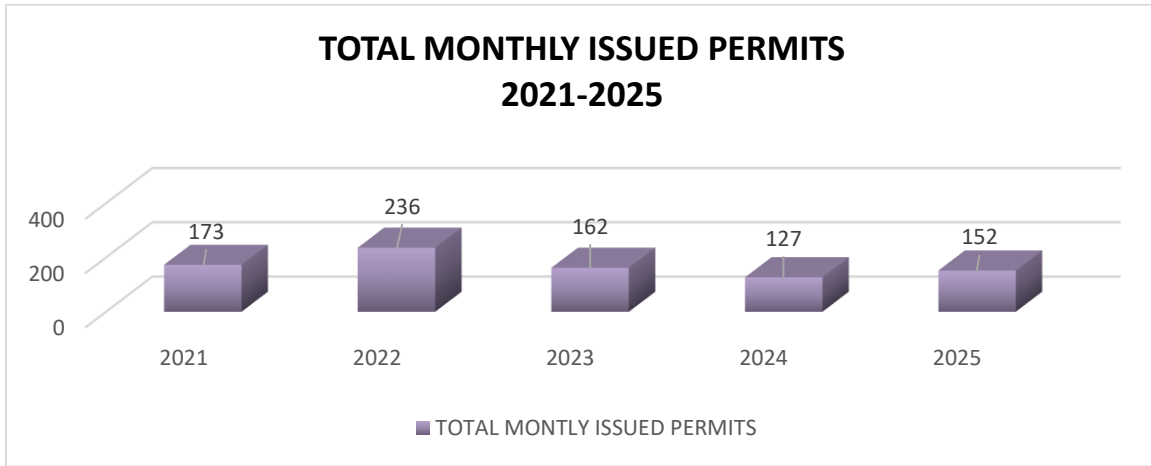
INSPECTIONS AND REVIEWS:

SEP 2025 PLAN REVIEWS COMPLETED: _____ 264
APPROVED BUILDING REVIEWS: _____ 68.56%
SEP 2025 INSPECTIONS COMPLETED: _____ 1050
APPROVED BUILDING INSPECTIONS: _____ 84.66%

CITY OF PRESCOTT FULL CENSUS NUMBERS SEP 2025

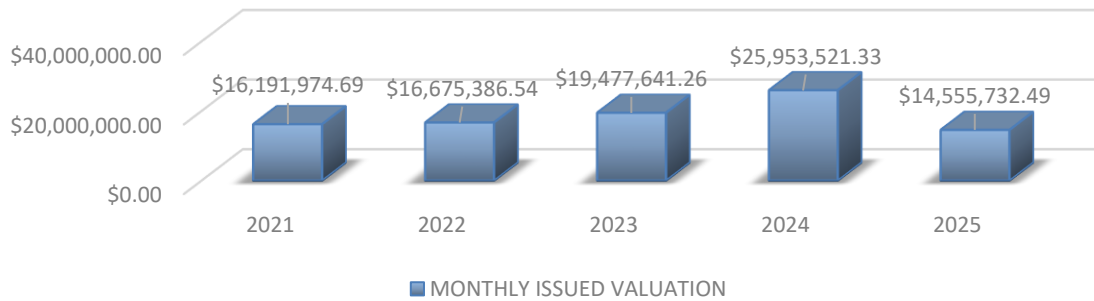
	SEP TOTAL	livable units 9/2025	SEP of 2025 VALUATION
City of Prescott Census Totals			
101- single family detached	24	24	\$10,857,719.00
102- single family attached			\$
103- two family bldgs.	1	2	\$375,482.00
104- tri-plex and four plex			\$
105- five or more buildings			\$
213- hotel motel			\$
214- dormitories/ boarding house			\$
318- amusement, social, recreational			\$
319- church religious			\$
320- factory / industrial			\$
321- parking garage			\$
322- service station, repair garage			\$
323- hospital institutional			\$
324- office, bank, professional			\$
325- public work, utilities			\$
326- school, education			\$
327- stores, customer service			\$
328- other nonresidential bldgs.			\$
329- structures other than bldgs.	1		\$52,000.00
434- residential addition	29		\$842,345.49
437- commercial adds, T.I.	7		\$329,000.00
438- addition of garage and carports	5		\$463,529.00
645- demo single family	1		\$7,000.00
646- duplex demo			\$
647- triplex and fourplex demo			\$
648- multifamily demo			\$
649- nonresidential demo	5		\$101,200.00
650- demo of mobile			\$
800-MPE	59		\$1,348,474.76
840- out of scope			\$0
850- fence/ retaining	7		\$125,438.00
860/106- mobile home repair			\$
870/107- new mobile			\$
880- signs	13		\$53,544.24
890- site plan only			\$
totals	152	26	\$14,555,732.49

5-Year Permitting Totals, by Type: SEP 2021 - 2025

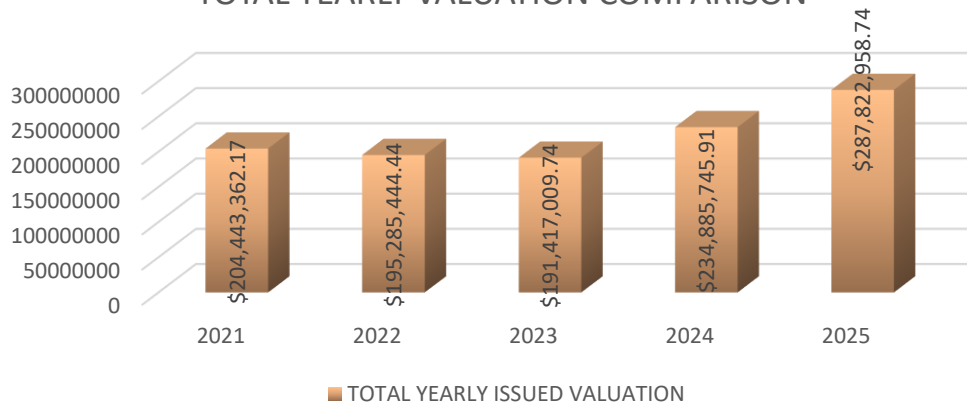


5-Year Permitting Totals, by Type SEP 2021 – 2025

**MONTHLY ISSUED VALUATION
2021-2025**



TOTAL YEARLY VALUATION COMPARISON



TOTAL YEARLY ISSUED PERMITS

